

N°80 — March 2024

Change in comparison to Q4 2022

Foreign trade	Economy	Private sector employment	Tourism
Exports ↘	Revenue ↗	N° of employers →	Occupancy rate ↗
Imports ↗	Entities created ↘	N° of jobs ↗	Rooms booked ↗
Balance of trade ↘	Entities struck-off ↗	Hours worked ↗	N° of cruise passengers ↗

With an increase of almost €200 million in 2023, the overall volume of trade is close to €3.7 billion, just short of the previous record set in 2019.

Following an increase of more than €1 billion, Monaco's revenue exceeds €20 billion for the first time. However, there are disparities between sectors.

With 62,186 jobs and more than 100 million cumulative hours worked, private sector employment is at its highest in 2023.

By the end of 2023, the number of new establishments falls slightly, while the number of businesses being struck off the register rises sharply as a result of a major regularisation process. The balance creations - strike-offs therefore shrinks

compared with 2022.

Tourism indicators are doing well, as shown by the significant increase in arrivals and in the number of cruise passengers.

The real estate market is declining more markedly in volume than in value terms, due to the increase in the average price of transactions.

Air traffic grew, both in terms of movements (+7.4%) and passengers (+8.9%).

The number of new vehicle registrations rose sharply in 2023 (+21.9%). Among these, registrations of so-called "ecological" vehicles are up by 24.2%.

FOREIGN TRADE EXCLUDING FRANCE

At almost €3.7 billion in 2023, the overall volume of trade is close to the record set in 2019 (€3.8 billion). It increased by €187.9 million compared with 2022 (+5.4%), despite a sharp fall in international sales of products from the Manufacture of jewellery and musical instruments (-€100.3 million, or -44.2%).

As a result, total exports decreased by €59.8 million, or -4.6%. Imports, on the other hand, rose by €247.8 million, or +11.3%. The gap between these two indicators widens, leading to a 34.6% increase in the balance of trade deficit and a reduction in the coverage ratio (exports/imports) of 8.5 points (50.9% in 2023 compared with 59.4% in 2022).

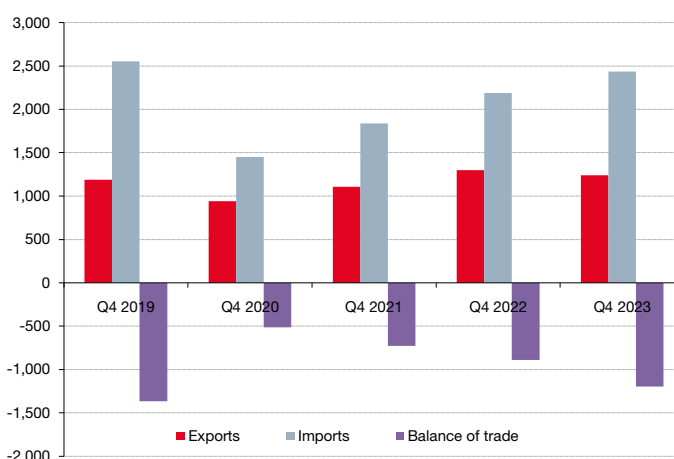
Overall, the share of the European Union in trade falls by 1.9 percentage points, although this partner still accounts for the majority (52.7%). Sales to the EU decrease less sharply than sales to extra-EU countries (-2.6% compared to -8.1%). Conversely, purchases within the EU increased, but less than those outside the EU (+5.1% compared with +17.4%). As a result, the share of imports from outside the EU remained higher, gaining 2.8 points.

This was mainly due to a significant increase in purchases of products from the Manufacture of chemicals and chemical products from the United Kingdom (+€58.1 million, or +163.7%). Imports from the UK rose by 33.7%, making it the Principality's second largest supplier, ahead of Germany and behind Italy.

Italy, Germany and Switzerland are still the three main customers, in that order.

Change in foreign trade excluding France

	Q4 2022	Q4 2023	Var 22/23	Share
Supplies + Exports	1,299.3	1,239.5	-4.6%	
EU Supplies	824.3	803.1	-2.6%	64.8%
Including Italy	216.1	228.0	5.5%	18.4%
Including Germany	201.7	200.9	-0.4%	16.2%
Including Spain	93.6	81.0	-13.4%	6.5%
Exports	475.0	436.4	-8.1%	35.2%
Including Switzerland	129.6	112.8	-13.0%	9.1%
Acquisitions + Imports	2,188.5	2,436.3	11.3%	
Acquisitions UE	1,080.6	1,135.8	5.1%	46.6%
Including Italy	547.8	540.4	-1.3%	22.2%
Including Germany	235.3	227.8	-3.2%	9.4%
Including Belgium	91.0	93.7	3.0%	3.8%
Imports	1,107.9	1,300.5	17.4%	53.4%
Including UK	228.8	305.8	33.7%	12.6%
Overall volume of trade	3,487.8	3,675.8	5.4%	
Balance of trade	-889.2	-1,196.8	-34.6%	



Unit: million euros

Sources: French Directorate-General of Customs and Indirect Taxes, Monaco Statistics

The foreign trade figures are provided to Monaco Statistics by the French Directorate-General of Customs and Indirect taxes. These figures are provisional. They are updated (enhanced) on a monthly basis. Variations may be noted each quarter as a result of the late arrival of some statements; many enhancements are still expected. The date and comments should therefore be treated with caution (Trade with France is not included—Cumulative data as at 31/12/2023)

REVENUE⁽¹⁾

The Principality's revenue exceeded €20 billion for the first time in 2023, following growth of 5.5% compared with the previous year, equivalent to an increase of more than €1 billion. However, the results of the various major economic sectors (MES) are particularly heterogeneous.

After an already very strong increase in 2022 (+18.3%), the growth of Scientific and technical activities, administrative and support service activities accelerates, reaching 33.0% in 2023. This brings their turnover to €4.3 billion, almost €1.1 billion more than in 2022. Quantity surveyors are the main contributors to this result, as their revenue have almost doubled (+€679.1 million, or +91.0%). In addition, Activities of head offices recorded an increase of 172.1%, or €248.3 million.

At €2.8 billion, results for the Construction sector were up by €301.0 million, or 12.0%. Almost two thirds of this increase came from Development and selling of dwellings (+€187.0 million, or +59.1%), mainly generated by a single economic agent.

Other sundry specialized retail sale, which includes the retail sale of coins and works of art, performed particularly well in 2023 (+€80.2 million, or +79.8%). Together with clothing (+€57.2 million), motor vehicles (+€41.0 million) and jewellery and watches (+€39.3 million), they enabled Retail trade to grow by €247.1 million (+11.8%), passing the €2.3 billion mark.

Accommodation and food service activities, Other service activities and Industry are all approaching €1 billion in revenue by 2023. The first grew by €129.1 million (+14.8%), the second by €62.0 million (+6.8%) and the last by €55.4 million (+6.0%), mainly through the Manufacture of perfumes and toilet preparations (+€32.2 million).

After two years of sustained growth, Transportation and storage saw its revenue fall by €43.3 million in 2023.

The decline in Buying and selling of own real estate (-€160.1 million) alone explains the decrease in Real Estate activities (-€150.5 million, i.e. -16.3%).

At €5.4 billion, Wholesale trade remains the MES with the highest turnover in Monaco (26.8% of the total). However, the the drop in prices of certain products led to a significant reduction in the sector's results (-€600.8 million, or -10.0%), particularly through Wholesale on a fee or contract basis (-€424.1 million).

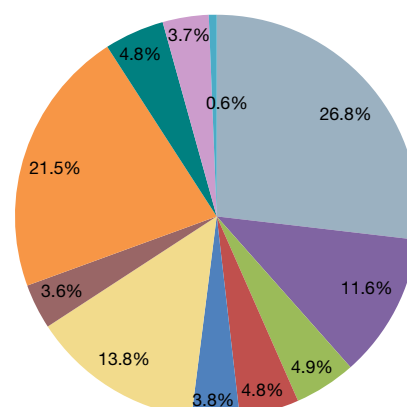
Change in revenue by sector

	Q4 2022	Q4 2023	Var 22/23
1 Financial and insurance activities	2,415.0	4,510.1	86.8%
2 Wholesale trade	6,033.9	5,433.1	-10.0%
3 Retail trade	2,099.4	2,346.5	11.8%
4 Accommodation and food service	870.0	999.1	14.8%
5 Industry	916.2	971.6	6.0%
6 Real Estate activities	924.1	773.5	-16.3%
7 Construction	2,500.0	2,801.0	12.0%
8 Transportation and storage	779.7	736.3	-5.6%
9 Scientific and technical act., admin. and support service act.	3,265.6	4,343.3	33.0%
10 Other service activities	911.5	973.5	6.8%
11 Information and communication	744.6	745.2	0.1%
12 Public admin., education, human health and social work activities	154.7	126.0	-18.6%
Total⁽²⁾	19,199.6	20,249.1	5.5%

Unit: million euros

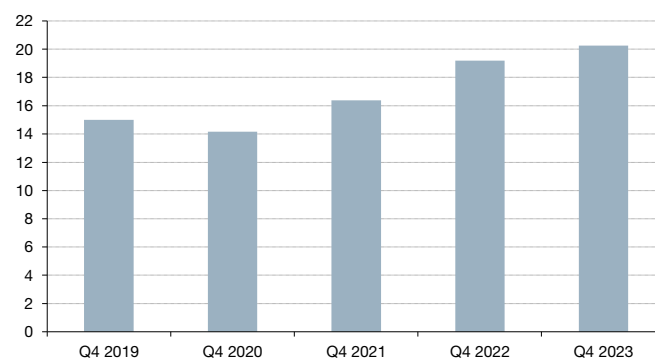
Sources: Department of Tax Services, Monaco Statistics

Distribution in revenue as at 31 December 2023⁽²⁾



Sources: Department of Tax Services, Monaco Statistics

Change in revenue⁽²⁾



Unit: billion euros

Sources: Department of Tax Services, Monaco Statistics

⁽¹⁾ Calculated on the basis of VAT declarations during the submission period.

⁽²⁾ Total revenue does not include that derived from Financial and insurance activities. As revenue is less relevant an indicator than for other sectors, it is presented for indicative purpose.

FINANCES

Change in financial indicators

	Q4 2022	Q4 2023	Var 22/23
Monegasque Investment Funds			
Number of funds	46	45	-2.2%
Net total assets	3,502	3,591	2.5%
Asset Management companies			
Number of companies	65	65	0.0%
Banks and Financial Institutions			
Number of Banks	28	27	-3.6%
Number of financial services companies	4	4	0.0%
Total Value of Assets:			
Deposits & Marketable securities	141,542	158,206	11.8%
Total Value of Deposits & Commercial Paper	57,720	58,307	1.0%
Total Value of Loans	30,477	28,800	-5.5%

Unit: million euros

Sources: Commission de Contrôle des Activités Financières, Department of budget and Treasury

Total assets under management by banks rose sharply over the last twelve months (+11.8%). The amount of deposits increased slightly (+1.0%), while the amount of loans granted declined by 5.5%.

In the fourth quarter of 2023, an inflow of €5.8 billion, combined with the positive impact of market and currency effects, resulted in a 5.2% increase in assets under management over the period.

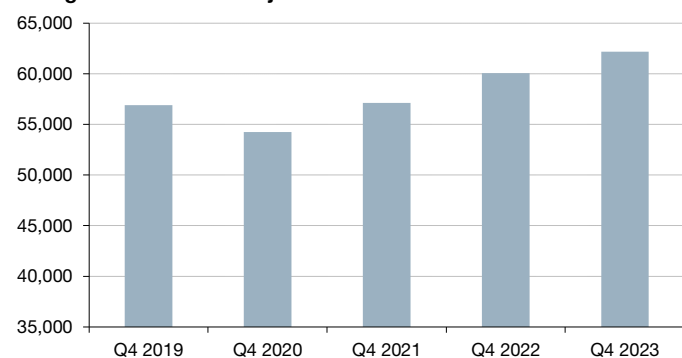
PRIVATE SECTOR EMPLOYMENT

Change in the number of jobs by MES

	Q4 2022	Q4 2023	Var 22/23	Share
Financial and insurance activities	4,321	4,497	4.1%	7.2%
Wholesale trade	2,646	2,715	2.6%	4.4%
Retail trade	3,140	3,222	2.6%	5.2%
Accomm. and food service act.	8,100	8,381	3.5%	13.5%
Industry	2,629	2,714	3.2%	4.4%
Real Estate activities	1,787	1,835	2.7%	3.0%
Construction	6,547	6,941	6.0%	11.2%
Transportation and storage	2,112	2,115	0.1%	3.4%
Scientific and technical act., admin. and support service act. <i>including Temporary employment agency activities</i>	15,735	16,012	1.8%	25.7%
Other service activities <i>including Domestic staff</i>	7,258	7,505	3.4%	12.1%
Information and communication	1,520	1,674	10.1%	2.7%
Public admin., education, human health and social work activities	4,287	4,575	6.7%	7.4%
Total	60,082	62,186	3.5%	100%

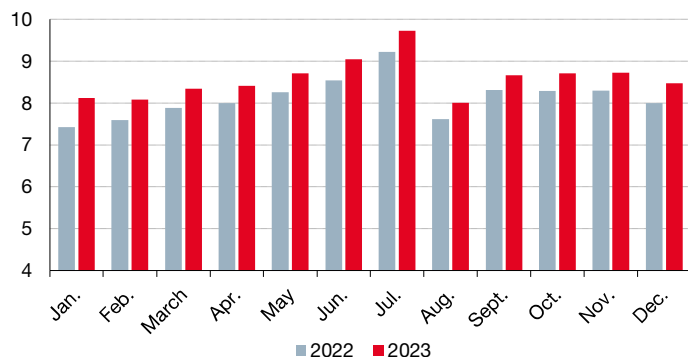
Sources: Caisses Sociales de Monaco, Monaco Statistics

Change in the number of jobs



Sources: Caisses Sociales de Monaco, Monaco Statistics

Monthly change in number of hours worked



Unit: million hours

Sources: Caisses Sociales de Monaco, Monaco Statistics

BUSINESSES

The number of new establishments fell slightly in 2023 compared with the previous year (855 compared with 870, or -1.7%). This decline reached 10.0% for businesses covered by the Trade and Industry Registry (SARLs, sole traders, SAMs, foreign companies and SCSs). Meanwhile the number of definitive deregistrations rose sharply as a result of a significant regularisation process: +21.1% overall (534 in 2023) and +22.7% for establishments registered under the Trade and Industry Registry.

As a result, the ratio creations - strike-offs contracted in comparison with the previous year (+321 compared to +429). With +111, Scientific and technical activities recorded the highest balance, followed by Real Estate activities with +96 (but this was mainly due to the regularisation of 59 condominium managers between the end of March and the beginning of April) and Other service activities (+92).

At the end of 2023, the number of jobs in the private sector stood at 62,186, up 3.5% compared with December 2022, representing more than 2,100 additional jobs over the period.

As in the previous quarter, all the major economic sectors recorded employment growth, led by Information and communication, which rose by 10.1%. This momentum was again driven by Motion picture, video and television programme activities.

Public administration, education, human health and social work activities grew by 6.7%, adding more than 4,500 jobs at the end of the last quarter of 2023, with an increase in the number of people employed in Human health activities and Residential care activities.

The Construction sector (excluding temporary work) has seen its workforce grow by almost 400 jobs, or +6.0% compared to 2022. Approaching 7,000 jobs, this sector has the highest growth in terms of value and the third highest in terms of volume.

More than 16,000 jobs are in Scientific and technical activities, administrative and support service activities at the end of 2023, representing a quarter of private sector employment in the Principality. Temporary work, which accounts for half of the jobs in this sector, remains relatively stable compared to December 2022 (+0.6% or +48 jobs).

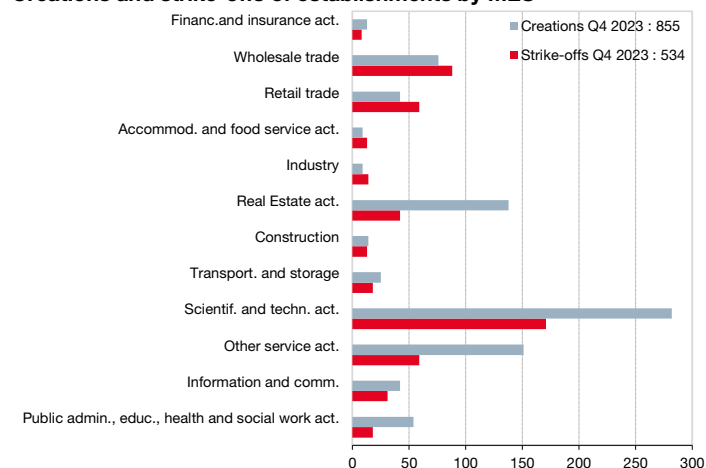
Between January and December, the monthly number of hours worked never fell below 8 million, and remained higher than every month of the previous year.

In 2023, the cumulative volume of hours worked in the private sector exceeded 100 million for the first time. This indicator is up by 5.7% (103.1 million in 2023 compared with 97.5 million in 2022).

The three sectors in which the number of hours worked has increased the most in one year are Information and communication (+10.8%), Construction (+9.5%) and Accommodation and food service activities (+8.0%).

At the end of 2023, the number of employers in the private sector stood at 6,357. This result is exactly the same as the previous year, although there were intra-sector variations over the period.

Creations and strike-offs of establishments by MES



Sources: Business Development Agency, Monaco Statistics

Note: The figures for businesses started/closed cover all types of legal entity recorded in the NIS Register (SAM, SARL, sole traders, professionals, AD, NA, etc.), with the exception of non-trading companies.

TOURISM

The main tourism indicators are on the rise in 2023.

The number of arrivals at the end of December exceeded 340,000. That's 51,068 more arrivals, or +17.6% compared to last year. Despite a decrease in the average length of stay from 2.9 to 2.5 days, the number of rooms occupied in 2023 rose by 11,733 nights, an increase of 2.3%.

As a result, the occupancy rate climbed to a cumulative 58.4% in the fourth quarter. However, it has still not caught up with its pre-pandemic level (65.9%). Lastly, with 42.6% of the customer base, tourists from outside the European Union are more numerous than during the same period in 2022 (+1.2%). They come mainly from the United States (10.1%) and the United Kingdom (9.3%).

REAL ESTATE

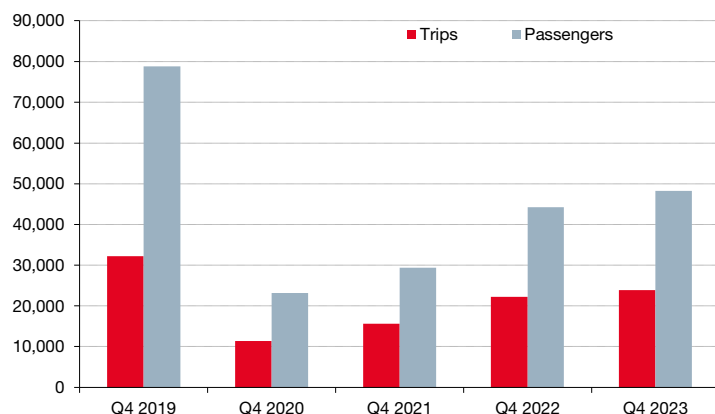
With a fourth quarter marked by the absence of transactions involving new properties, the number of sales fell by 68.2% in 2023 to 28 flats. Despite this sharp fall, caused by the lack of property deliveries during the year, the type of dwellings sold cushioned the decline in value (-12.7%). At €1.04 billion in 2023, the amount of sales is the second highest since 2006, after 2022.

With 388 transactions in 2023, the resale market is down by more than 10%, reaching its lowest level since 2012. The value of resales falls more moderately, by 6.7% to €2.19 billion in 2023, a higher level than in 2020 and 2021.

TRANSPORT

Change in helicopter traffic

	Q4 2022	Q4 2023	Var 22/23
Number of trips	22,249	23,888	7.4%
Number of passengers	44,263	48,197	8.9%



Sources: Civil Aviation Authority, Monaco Statistics

Change in vehicle registrations and public car park attendance

	Q4 2022	Q4 2023	Var 22/23
Number of new vehicle registrations ⁽¹⁾	2,657	3,239	21.9%
Number of times a car entered a public car park	14,877,880	15,874,223	6.7%

Sources: Driver and Vehicle Licensing Office, Public Car Parks Office, Monaco Statistics

⁽¹⁾ Private cars only

⁽²⁾ According to the Code de l'environnement, an "ecological vehicle" is an electric or petrol-electric hybrid vehicle emitting less than 98g of CO₂ per kilometre.

Change in hotel industry indicators

	Q4 2022	Q4 2023	Var 22/23
Occupancy rate	57.4%	58.4%	1.0%
Rooms occupied (N° of nights)	516,474	528,207	2.3%
Arrivals	290,180	341,248	17.6%
% Arrivals outside EU	41.4%	42.6%	1.2%
Average length of a stay (in days)	2.9	2.5	-12.2%

Sources: Tourist and Convention Authority, Monaco Statistics

Change in cruise indicators

	Q4 2022	Q4 2023	Var 22/23
Number of days of stopover	109	109	0.0%
Number of cruise passengers	54,522	71,695	31.5%

Sources: Société d'Exploitation des Ports de Monaco, Monaco Statistics

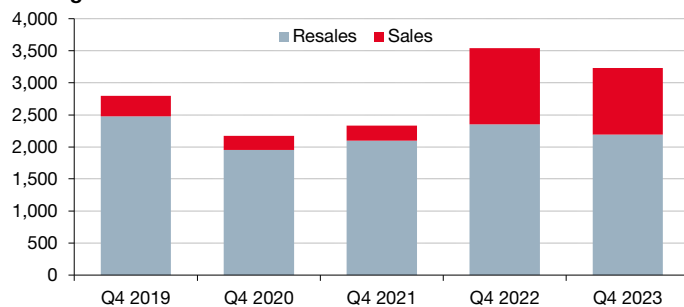
Regarding cruises, the number of ships that docked at the Port of Monaco was stable compared to 2022. However, as the average number of passengers per ship rose sharply, the total number of cruise passengers increased by 31.5%.

Change in the number of real estate transactions

	Q4 2022	Q4 2023	Var 22/23
Apartment sales (new)	88	28	-68.2%
Apartment resales	432	388	-10.2%

Sources: Department of Tax Services, Monaco Statistics

Change in the amount of real estate transactions



Unit: million euros

Sources: Department of Tax Services, Monaco Statistics

Both the number of movements and the number of passengers have increased compared to 2022, by 7.4% and 8.9% respectively. This corresponds to 1,639 additional movements and 3,934 additional passengers. It should be noted that air traffic has risen steadily over the last four years, although it is still far from its pre-Covid crisis level, when 32,222 movements and 78,795 passengers were recorded cumulatively in the fourth quarter of 2019.

Commercial flights are still the most represented, both in terms of movements (17,788 or 74.5%) and passengers (31,330 or 65.0%).

The number of new vehicle registrations grew sharply in 2023 (+21.9%) to 3,239, an increase of 582 compared to the previous year. The three main energy sources for these vehicles are petrol (39.9%), plug-in hybrid (18.9%) and electric (18.1%). 1,181 "ecological⁽²⁾" vehicles were registered, 230 more than in 2022. Their share rises slightly (36.5% in 2023 compared with 35.8% in 2022).

In 2023, the number of visits to public car parks increased by 6.7%. Hourly use shows the largest growth (+11.0%), followed by ticket use (+7.6%). Finally, two-wheelers accounted for 94,448 ticket passages.

